

Summary Financial Budget 2009/10



CYNGOR

Sir Ddinbych

Denbighshire

COUNTY COUNCIL

Contents

	Page
Introduction by Roger Parry, Financial Controller and Acting Chief Financial Officer	1
Denbighshire County Council: Summary Financial Budget 2009/2010	10
Directorates:	
Lifelong Learning	11
Lifelong Learning summary budget	14
Environment	18
Environment summary budget	21
Social Services and Housing	25
Social Services and Housing summary budget	28
Resources, County Clerks & Corporate	33
Resources, County Clerks & Corporate summary budget	36
Capital Plan	39
Housing Revenue Account	41

INTRODUCTION

The purpose of this Budget Book is to highlight to Members, Officers and other interested parties, how Denbighshire County Council proposes to spend its Revenue and Capital budgets. The Best Value Accounting Code of Practice requires Local Authorities to present service budget information on a total cost basis. This would require service budgets to include not only direct costs, but also capital financing and support costs. The information presented in this booklet provides details of the direct costs of services which are under the control of budget holders. Presentation in this format is designed to make the information easier for readers to understand.

This Year's Revenue Budget (2009/10)

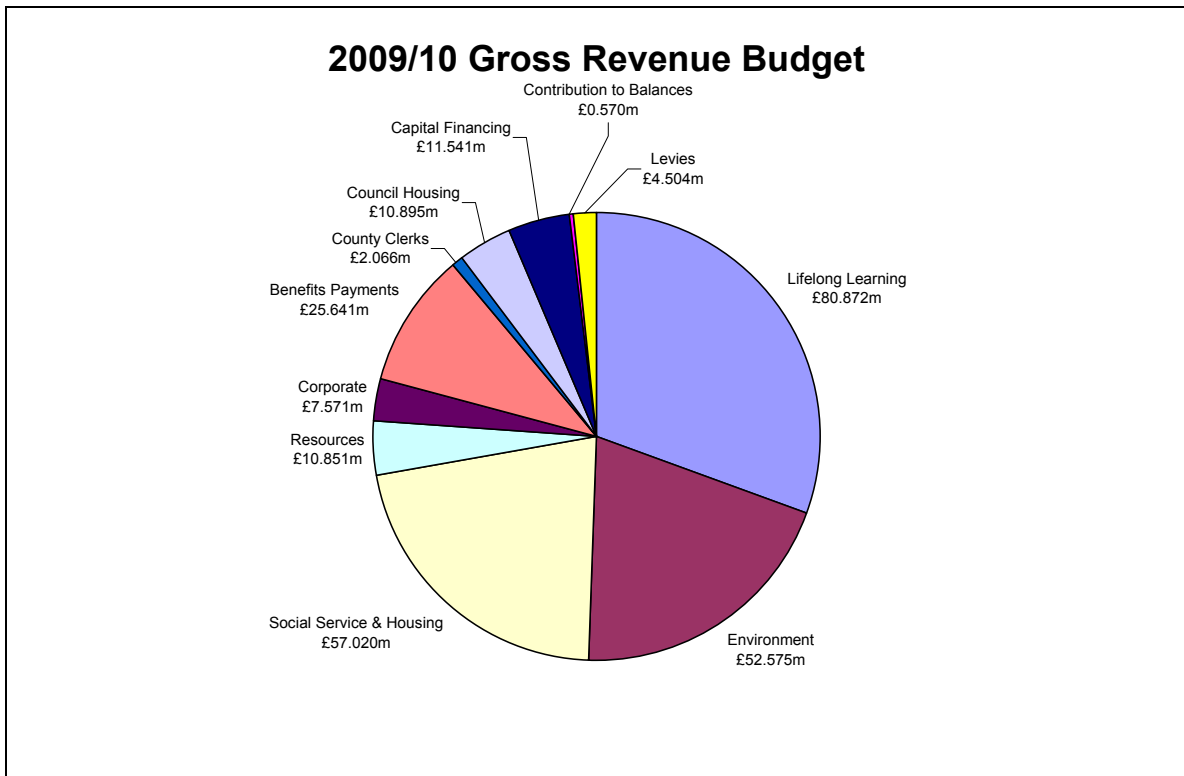
The County Council has set a gross revenue budget for 2009/10 of £264.1m. The Council will generate £93.5m in fees, charges, housing rents, specific grants and other income, leaving a net revenue budget of £170.6m to be met from the Welsh Assembly Government and Council Tax payers.

The Council spends its budget on a large number of services. The main part of this Budget Book details what will be spent within each of the four Directorates:

- Lifelong Learning
- Environment
- Social Services & Housing
- Resources

There is also a central budget for County Clerk's, Corporate, Benefits (Council Tax and Housing), Levies and Capital Financing. Details of these items are shown at the back of the budget book. The chart over page shows a summary of how that expenditure is allocated.

The Council also owns and manages around 3,500 dwellings. The budget for this is not included in the Social Services and Housing Directorate's budget but is shown separately. (See the section on Housing)



Income

The Council receives its funding from the following sources:

Revenue Support Grant – £107.5m

The Welsh Assembly Government (WAG) determines each year how much it thinks a Council should spend on its services and makes an assumption on the level of other income a Council will receive. A formula then distributes its budget to all councils in the form of the Revenue Support Grant. The Council has no control over how much it will receive.

National Non Domestic Rates – £26.4m

This is the contribution that local businesses make to local services. The amount paid is determined by multiplying the value of a business property by a discount factor. The amount the Council receives is different from the amount businesses pay as all the income is received by the Welsh Assembly Government and re-allocated on a formula basis. The Council neither has control over how much is charged to businesses nor how much it receives from WAG.

Council Tax – £36.5m

Once the Council has decided on its priorities, and all other funding streams have been announced, the balance of its expenditure is funded through the Council Tax.

Fees and Other Income – £34.0m

These range from planning fees to entrance fees for swimming pools. They form an important part of the Council's income. The Council carefully considers all of its fees to ensure that they are in line with what the law says we can or cannot do; that they comply with Council policies (to ensure people are not disadvantaged because they can't afford to pay); and also to ensure we secure value for money and cover the costs of providing certain services. There are also a number of non-specific grants included in this figure.

Specific Grants – £22.5m

To ensure that national policies are delivered at a local level, both the Welsh Assembly Government and the UK Government allocate grants to specific services. The Council has very limited control over how much it receives and how it can be spent.

Benefits – £25.6m

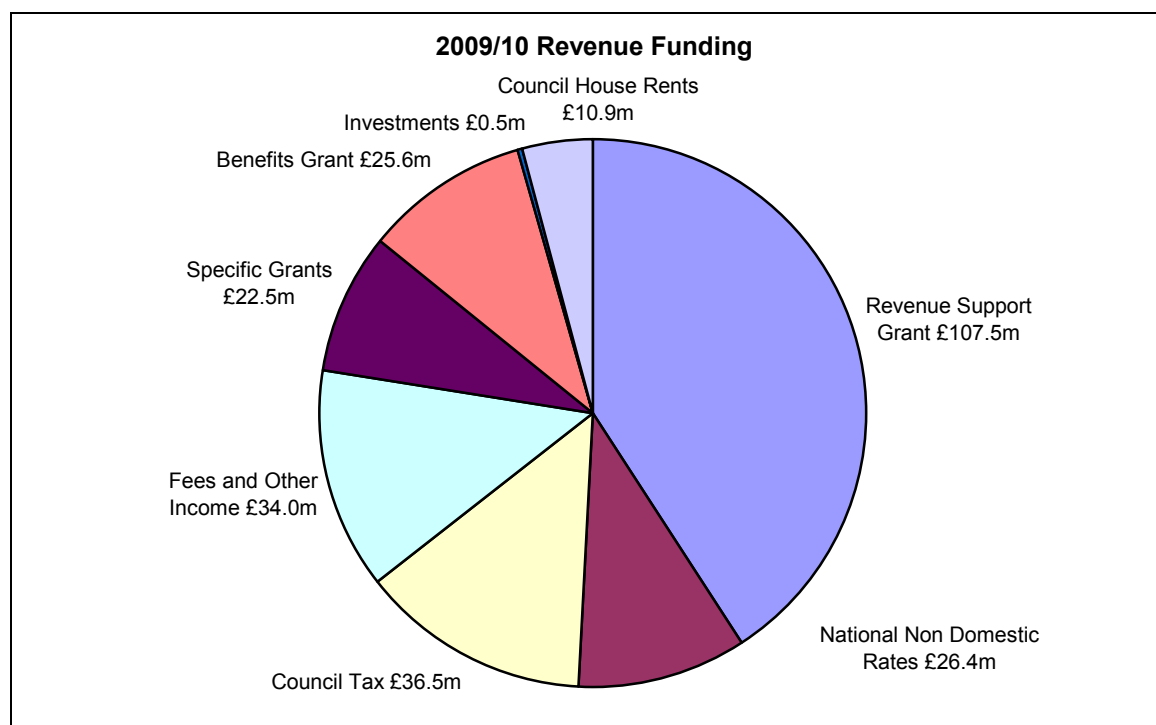
The Council pays out around £25.6m each year in Council Tax and Housing benefits to residents of Denbighshire. The cost of this is almost entirely funded through government grants.

Investments - £0.5m

The Council invests surplus cash with a number of institutions to ensure it earns a high rate of return while minimising the risks to the Council.

Council House Rents – £10.9m

The Council's Housing Department must be fully self-financing and its rental income pays for the management and maintenance of the housing stock.



Denbighshire received a 3.6% increase in its funding from the Welsh Assembly Government. This is above the Welsh average and better than originally anticipated. It is the result of updated population and pupil number data.

2009/10 Net Budget

The 2009/10 Net budget is what the Council needs to fund from Council Tax, Business Rates and the Revenue Support Grant. It has been calculated by:

2008/09 Base Budget	£000 165,028
Inflation and other committed increases	4,749
Further service pressures	2,973
Targeted efficiency savings	(2,189)
Budget 2009/10	170,561

(i) Inflation

An allowance has been made to cover inflation for pay awards, price increases and income. There have been significant inflationary pressures on fuel and energy costs.

(ii) Balances

The Council has built up balances to £7.582m at 31 March 2008, as well as a prudent level of specific reserves. There is a budgeted contribution to balances this year of £570k.

(iii) Efficiencies

As part of the Welsh Assembly Government's 'Making the Connections' efficiency agenda, WAG has top-sliced 1% from the Council's funding. This is approximately £1.5m. It is assumed that the Council will be able to absorb this loss through more efficient practices such as better procurement, collaborative working and the increased use of technology without any effect on services.

Each Directorate has been set targets for efficiency savings. These savings are in addition to other cash savings to offset budget pressures.

Council Tax 2009/10

This year Members agreed a Council Tax increase of 2.95%. This was below the average increase of 3.9% for Councils in Wales for 09/10. Council Tax payable for each property band for services provided by Denbighshire County Council is detailed below:

Tax Band	Council Tax 2008/09	Council Tax 2009/10
A	£628.90	£647.45
B	£733.72	£755.36
C	£838.53	£863.27
D	£943.35	£971.18
E	£1,152.98	£1,187.00
F	£1,362.62	£1,402.82
G	£1,572.25	£1,618.63
H	£1,886.70	£1,942.36
I	£2,201.15	£2,266.09

Housing

The Council has two roles in housing. The first is a statutory role to address homelessness in the County. The second is as the landlord of the Council's housing stock of approximately 3,470 dwellings. While the homelessness budget is included in the Council's general fund, the housing stock has to be budgeted for separately.

The budget for the housing stock is held in the Housing Revenue Account (HRA). By law this must be kept completely separate from other services. Council Tax cannot be used to fund any HRA expenditure nor can housing rents be used for anything other than housing services. This year it will spend £10.602m. It is funded by housing rents of £10.867m and other income of £0.028m, the surplus will be reinvested in the housing improvement programme.

Denbighshire has decided to retain its council housing stock and has developed a 30 year business plan to ensure it is sustainable. The 09/10 budget is therefore based on this business plan.

Capital Plan 2009/10

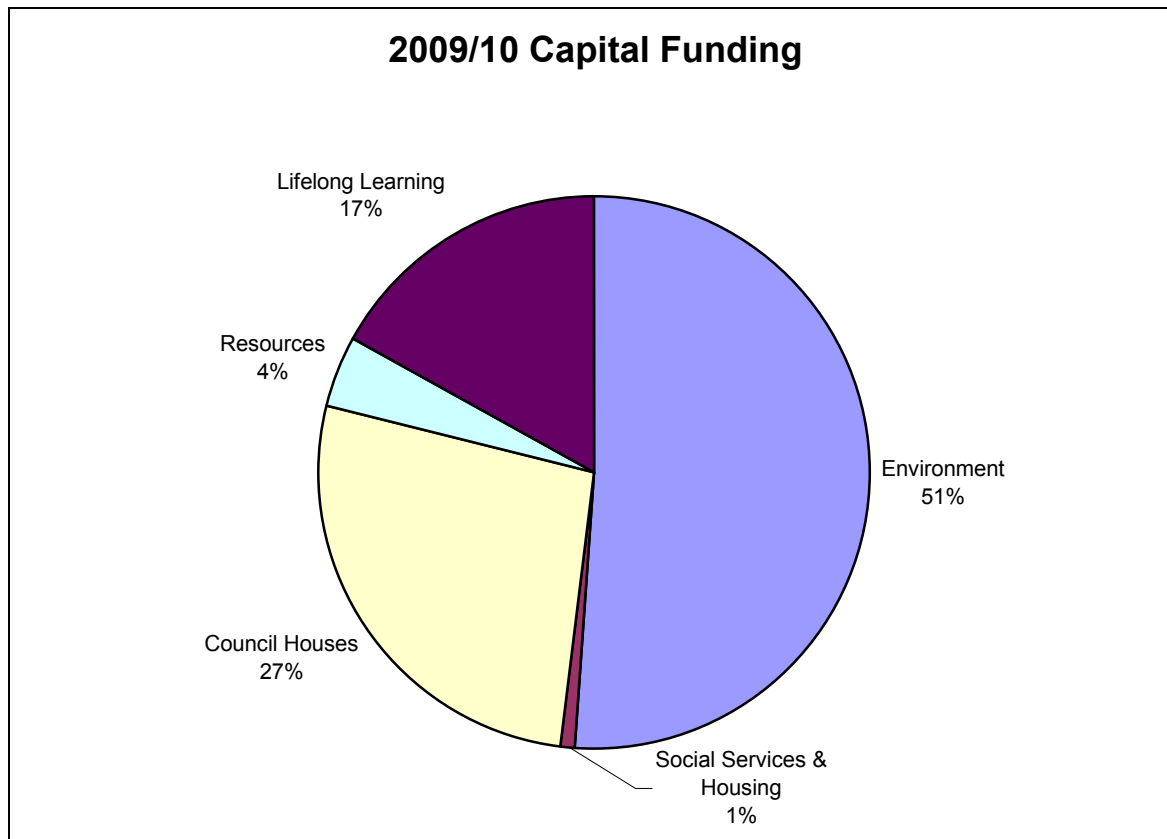
The Council has to account for its investment in its fixed assets separately from the day to day running of the organisation.

Fixed assets are things like buildings, roads, schools, vehicles, I.T. equipment and so on that will last for a long time. Capital projects will buy, repair, refurbish and develop assets so they can continue to be used in the future.

Each year it produces a 3 year capital plan that details where it is likely to spend its funds. The Capital Plan for 2009/10 to 2011/12 was agreed by Council at its meeting of 24 March 2009.

New projects are subject to a prioritisation and appraisal process that ensures they contribute to Council objectives and are properly understood before being approved. Total expenditure of £22.6m on general fund services plus £8.0m on Housing Revenue Account Schemes is expected to be incurred in 2009/10, split as follows:

2009/10 Capital Funding



The Capital Plan is funded through a number of sources; the main ones are detailed below:

Grant Funding – £10.1m

- **General Grant - £3.1m**
This is a grant from the Assembly that can be spent on any capital schemes that the Council decides is a priority. £1.961m is receivable for 2009/10 and the Council brought forward £1.171m from last year.
- **Specific Grant - £4.6m**
These are grants that can only be used for one project or programme. The main grants are provided by various government departments, the European Union and Lottery funds.
- **Major Repairs Allowance - £2.4m**
This is a government grant which is used to fund major repairs on council dwellings. The Council plans to utilise the £2.400m grant in full during 2009/10 in order to finance its ongoing improvement programme.

Supported Borrowing - £7.3m

This is where the Assembly gives the Council funding to pay for the interest costs of borrowing to invest in assets. In 2009/10 the Assembly will provide support to Denbighshire for new borrowing of £5.884m. The balance of £1.370m has been brought forward from the previous year.

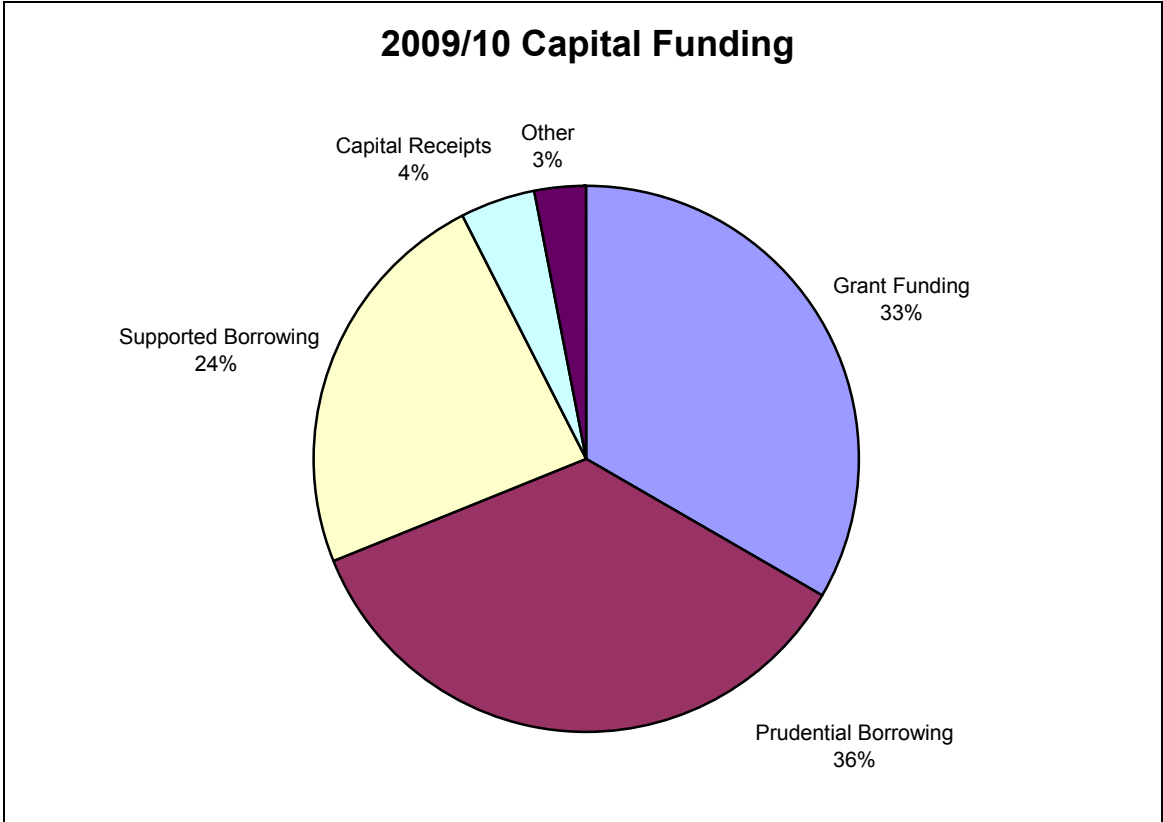
Prudential Borrowing - £10.9m

This is when the Council identifies its own money that will be used to pay interest costs and to repay debt. Under the Prudential Borrowing Code of Practice this is subject to self imposed limits and indicators. Part of this year’s increase in Council Tax is to fund £4m of increased spending on priority services. The Housing Business Plan also requires borrowing of £5.6m to fund the ongoing major improvement programme to achieve the Welsh Housing Quality Standard by 2012. This borrowing will be financed through housing rents.

Capital Receipts - £1.3m

When an asset is sold, the money we receive is a capital receipt. It can only be used to pay for further capital work or to pay off debt. The 2009/10 programme will be partly funded through unspent receipts from assets already sold in previous years and from new receipts from sales undertaken during the year.

The capital plan is shown in detail at the end of the budget book.



Future Years

The Council is informed each December of its funding for the following year. This leaves a relatively short time to agree the budget and set the Council Tax in March.

The Council has recently introduced its Medium Term Financial Plan, which provides a review of the Council’s overall financial position to 2011/12. This plan forms part of the Council’s planning process.

This year's settlement was the second of a three year indicative settlement. The current financial situation means that the Assembly will have to review the third year proposal. It is likely the grant increase will be significantly lower than it was in 2009/10.

This clearly puts pressure on services to cut costs and means it is more difficult to keep Council Tax rises at reasonable levels. For 2009/10 the Council Tax will rise by 2.95% which is in line with many other Welsh Councils.

The Council is also subject to a number of other financial pressures in the medium term:

- Increased referrals to Children's Services – the pressure on capacity together with any recommended changes to practice from recent cases may result in increased spending requirements.
- Demographics – the population of Denbighshire contains a very high proportion of over 65's and this proportion will grow.
- Pay and grading review – this will be implemented from 1 April 2008 and will add significantly to the Council's pay costs.
- Back pay – there is a possibility the Council may be required to pay compensation to some workers.
- Efficiency targets – the Assembly will continue to reduce funding by 1% per year.
- Fuel and energy – the Council maintains a large fleet of vehicles for services from emptying dustbins to transporting children to school. It also has high energy consumption activities such as swimming pools and uses tarmac (which is oil based) to repair and resurface roads
- Education – increasing investment has been agreed to enable the service to significantly improve.

While the Council has an ongoing efficiency strategy to drive down the cost of its services, it will still have to face a number of difficult challenges to deliver quality services at an affordable cost.

The Council is also reviewing opportunities for more collaborative working with other North Wales Councils and public bodies which will impact on what the Council spends on its services, and whether it actually continues to deliver the same services as now.

Conclusion

The Council continues to adapt to an environment that is constantly changing and deal with the additional requirements placed on it through new legislation and initiatives. This causes significant financial pressure and means that officers and members have to continually seek efficiencies and savings while delivering the best possible services.

The Government's efficiency agenda and a general tightening on public expenditure mean that this will continue for some time.

The co-operation and hard work of officers and members in preparing the budget is gratefully acknowledged.

ROGER PARRY
FINANCIAL CONTROLLER AND ACTING CHIEF FINANCIAL OFFICER

**DENBIGHSHIRE COUNTY COUNCIL
SUMMARY FINANCIAL BUDGET**

2007/08		2008/09		2009/10		
Budget £000	Actuals £000	Budget £000		Gross Expenditure £000	Income £000	Net Expenditure £000
67,246	67,597	66,376	Lifelong Learning	80,872	12,690	68,182
24,859	24,888	30,047	Environment	52,575	22,043	30,532
37,843	37,071	38,719	Social Services and Housing	57,020	17,253	39,767
7,186	6,646	7,743	Resources	10,851	3,276	7,575
1,498	1,486	1,572	County Clerks	2,066	413	1,653
5,930	5,882	5,575	Corporate / Miscellaneous	33,212	26,475	6,737
144,562	143,570	150,032		236,596	82,150	154,446
10,805	9,260	10,649	Capital Financing	11,541	500	11,041
155,367	152,830	160,681		248,137	82,650	165,487
4,212	4,214	4,347	Levies	4,504	-	4,504
159,579	157,044	165,028		252,641	82,650	169,991
-	1,766	-	Contribution to / (from) balances	570	-	570
-	1,283	-	Contribution to reserves	-	-	-
159,579	160,093	165,028	Total General Fund Expenditure	253,211	82,650	170,561
0	0	0	Total HRA Contribution to / (from) HRA General Balances	10,602	10,895	(293)
				293		293
159,579	160,093	165,028	GRAND TOTAL	264,106	93,545	170,561
			To be financed by:			
102,088	102,088	103,655	Revenue Support Grant			107,456
23,267	23,267	25,469	Business Ratepayers			26,372
33,755	34,269	35,436	Council Taxpayers			36,514
469	469	418	Other Grants			169
0	0	50	Use of Reserves			50
159,579	160,093	165,028	Total General Fund Income			170,561

LIFELONG LEARNING DIRECTORATE

SUMMARY FINANCIAL BUDGET

Introduction

The Lifelong Learning Directorate consists of four services. These are:

- School Improvement
- Partnership and Inclusion (including Leisure Services)
- Library Services
- Planning and Performance

2,478 employees work for the Lifelong Learning Directorate.

The Directorate is a key contributor to the strategic partnership plans of Children and Young People and Health, Social Care and Well being. The Directorate has responsibility for education in the County and is therefore integral to delivering on the Council priority of Modernising Education.

The Lifelong Learning Directorate has two long term goals:

- To improve attainment and achievement.
- To improve health, well-being and quality of life.

To help move towards these goals, the Directorate has agreed a number of outcomes that it wants to achieve over the next three years. These are:

Improved Attainment and Achievement

- Improve attainment of pupils at all key stages
- Improve attainment and achievement of pupils with additional learning needs
- Improve attainment and achievement of looked after children
- Increase the numbers of young people continuing in education, employment or training
- Improve school attendance
- Improve leadership in education at all levels in schools and the authority
- Implement the Modernising Education policies so schools provide the best possible learning experience for pupils

Improved Health, Wellbeing and Quality of Life

- Children and young people are safeguarded
- Leisure, libraries and youth facilities are fit for purpose

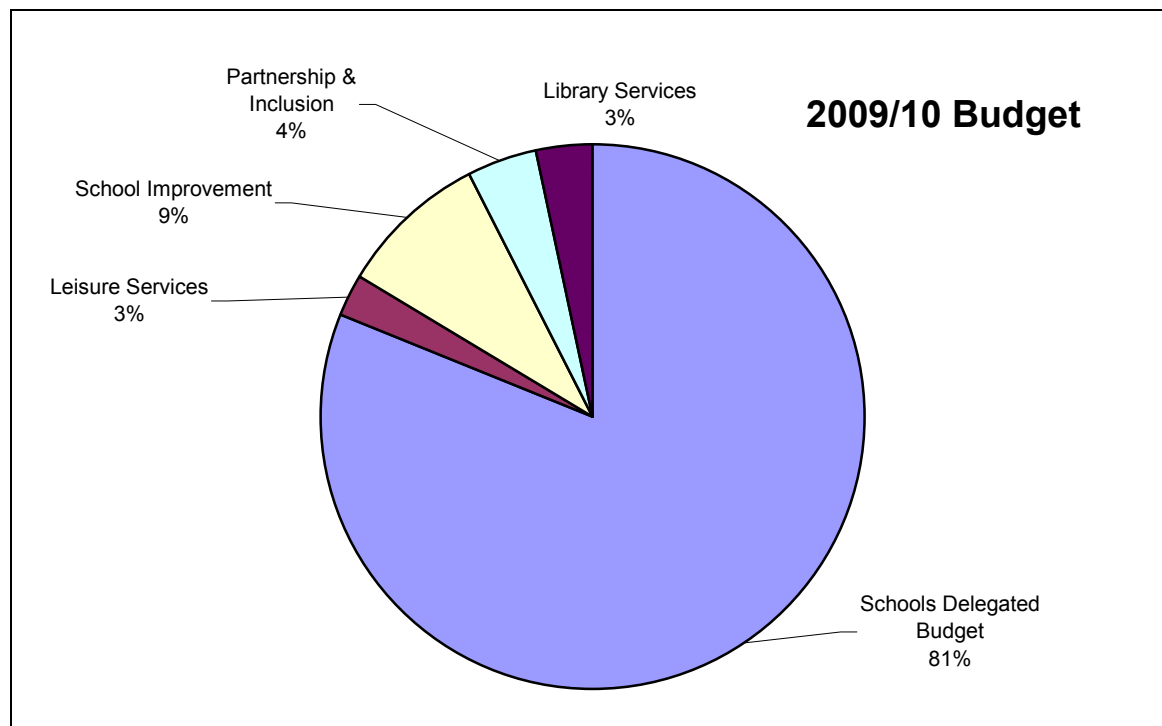
Cross Cutting Priorities

- Improved communication with all stakeholders including children, young people, schools, parents and customers
- Effective monitoring, evaluation and planning of services
- Better use of resources
- Workforce able and qualified to meet the needs of the directorate

Each service has a plan which explains what outcomes the service is working towards and what actions they will be taking to support this.

Directorate Budget 2009/10

The budget for the year for the Directorate is £68,182,000 broken down as follows:



The 2009/10 budget represents an increase of 2.697% from last year.

The main changes from the 2008/09 budget to this year are indicated below:

	£000
2008/09 Budget	66,391
Additional Funding for Secondary Schools	290
Efficiency Savings	(315)
Inflation	1,852
Virements within and between Services	(16)
Committed reduction in Hours for Libraries	(20)
2009/10 Budget	68,182

Savings

The target for savings for the year is £315k. The Directorate is continually looking to improve efficiency and looking at new and innovative ways of working. The approved savings for the year are as follows:

	£000
Withdrawal of Mobile Library Service	(44)
Reduction in County Voice publications	(102)
Relocation expenses to cease	(29)
Leisure Services Review	(42)
Closure of Cae Ddol paddling pool	(7)
Removal of presence at Denbigh & Flintshire Show	(3)
Other general efficiency savings	(88)
Total	(315)

LIFELONG LEARNING BUDGET SUMMARY

	Gross Expenditure £	Specific Grants £	Fees & Charges £	Other Income £	Total Income £	Net Budget £
School Funds Delegated	59,940,119	(5,551,941)	0	0	(5,551,941)	54,388,178
Library Services	2,427,707	(10,014)	(92,900)	(58,620)	(161,534)	2,266,173
School Improvement	7,249,481	(954,682)	0	(399,877)	(1,354,559)	5,894,922
Leisure Services	4,192,401	(240,219)	(938,887)	(1,302,675)	(2,481,781)	1,710,620
Partnership & Inclusion	5,849,351	(613,943)	(34,728)	(2,404,249)	(3,052,920)	2,796,431
Policy & Performance	1,212,551	0	(28,315)	(58,399)	(86,714)	1,125,837
	80,871,610	(7,370,799)	(1,094,830)	(4,223,820)	(12,689,449)	68,182,161

2007/2008 Actuals £	2008/2009 Budget £	2009/2010 Budget £
--	---	---

SCHOOL FUNDS DELEGATED

Primary Schools – Delegated	21,726,651	24,086,422	24,759,095
Secondary Schools – Delegated	23,914,721	24,891,503	25,886,488
Special Schools - Delegated	3,132,554	3,642,286	3,742,595
TOTAL SCHOOL FUNDS DELEGATED	48,773,926	52,620,211	54,388,178

LIBRARY SERVICES

Libraries	1,468,939	1,467,040	1,484,914
Mobile Library Service	64,237	66,155	23,840
School Library Service	1,032	110,182	112,927
Bibliography	56,474	58,808	60,321
Childcare Information Service	31,811	120,408	123,076
Y Capel	65,711	71,951	75,619
Archives	315,505	241,266	240,427
One Stop Shops	203,421	142,385	145,049
TOTAL LIBRARY SERVICES	2,207,130	2,278,195	2,266,173

SCHOOL IMPROVEMENT

Tim Data	216,878	78,830	79,776
Equipment, Maintenance	22,964	14,742	14,984
Outdoor Pursuit	101,430	103,919	107,037
Advisory	937,792	1,126,891	1,146,234
Music Tuition	106,684	116,212	119,353
Better Schools Fund	539,600	499,600	515,588
Welsh Language Grants	52,934	54,321	55,968
Primary Education – Non Delegated	1,468,358	1,422,727	1,457,090
Secondary – Non Delegated	1,415,447	1,505,563	1,538,315
Pre-School Education	0	759,991	778,010
Adult Education	4,312	292	299
Residual Pensions	76,387	79,872	82,268
TOTAL SCHOOL IMPROVEMENT	4,942,786	5,762,960	5,894,922

2007/2008	2008/2009	2009/2010
Actuals	Budget	Budget
£	£	£

LEISURE SERVICES

Management & Support	200,090	250,493	206,680
Sports Development	163,912	138,672	147,616
Corwen Leisure Centre	174,518	186,453	193,514
Rhyl Leisure Centre	238,442	211,480	194,269
Prestatyn Leisure Centre	32,994	47,880	50,399
St. Asaph Leisure Centre	1,269	19,988	23,350
Denbigh Leisure Centre	140,753	145,829	152,016
Ruthin Leisure Centre	61,488	88,295	95,308
Llangollen Leisure Centre	70,602	81,517	85,149
Community Buildings	239,439	221,083	230,349
Parks, Playing Fields & Open Spaces	298,413	315,939	310,256
Christchurch Community Leisure Centre	8,987	9,709	10,036
GP Exercise Referral Co-ordination	15,336	11,391	11,678
TOTAL LEISURE SERVICES	1,646,245	1,728,729	1,710,620

PARTNERSHIP AND INCLUSION

Management Costs	0	90,645	92,832
Education Social Workers	252,120	230,452	236,075
English as an Additional Language	136,321	139,682	143,146
Special Schools – Non Delegated	154,269	166,855	170,899
Pupil Referral Unit	927,931	1,009,333	1,034,573
Statementing	213,949	222,365	227,622
Educational Psychology	342,028	419,550	428,577
Sensory Support	201,985	223,188	228,479
Learning Development Team	323,185	334,797	342,515
Partnership	0	4,000	4,080
Applied Behavioural Support	182,769	225,461	230,949
Pupil Support	1,848,383	13,882	14,191
Special Education General	25,748	24,874	25,312
Special Education Out of County	(987,670)	(1,106,517)	(1,141,717)
Integrated Children's Centres	0	43,011	43,067
Youth Service	627,509	697,666	715,831
TOTAL PARTNERSHIP AND INCLUSION	4,248,527	2,739,244	2,796,431

2007/2008 Actuals £	2008/2009 Budget £	2009/2010 Budget £
---	--	--

POLICY AND PERFORMANCE

Management & Secretariat	650,241	144,033	147,446
Administration	166,849	177,011	139,232
Asset Management	208,702	68,547	71,289
Financial Services	100,159	0	0
Client Services	393,251	0	0
Personnel	206,549	0	0
Home to School Transport	2,007,915	0	0
Policy & Performance	52,531	588,711	601,538
Transport Special Education Needs	1,242,340	0	0
Press & Public Relations	125,693	126,260	126,182
County Voice	140,460	142,151	40,150
Transport – College Pupils	365,306	0	0
Support for Students	118,500	0	0
TOTAL POLICY AND PERFORMANCE	5,778,496	1,246,713	1,125,837

TOTAL LIFELONG LEARNING

67,597,110	66,376,052	68,182,161
-------------------	-------------------	-------------------

ENVIRONMENT

SUMMARY FINANCIAL BUDGET

Introduction

The Environment Directorate is comprised of six departments: Development Services, Environmental Services, Finance & Performance, Planning & Public Protection, Tourism Culture & Countryside, and Transport & Infrastructure. Some of the main functions include economic regeneration and property management, waste and recycling management, public realm, school meals, planning, trading standards, licensing, public and school transport, highway maintenance and improvement, traffic safety, heritage and museums, countryside, and tourism marketing.

Key Priorities

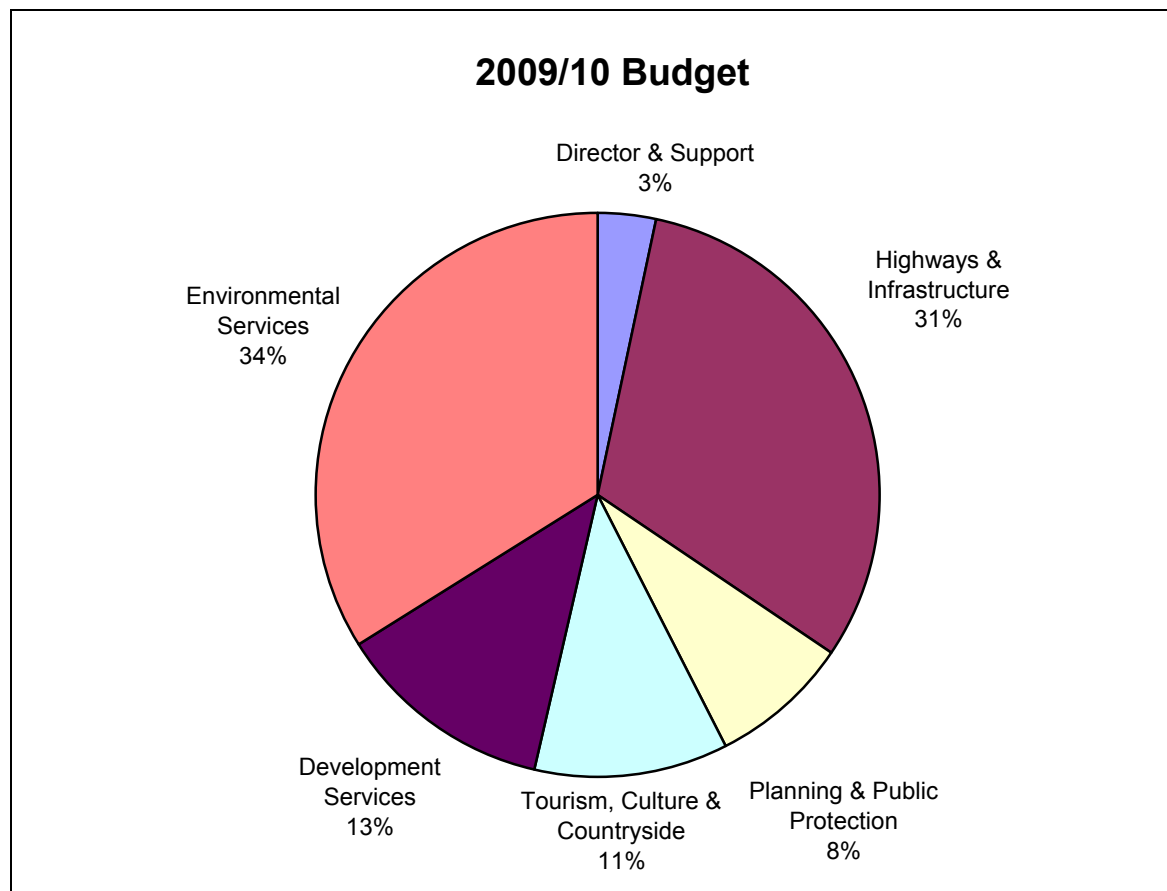
The Environment Directorate Business Plan for 2009 – 2012 is based on the Council Priorities and overarching aims of:

- Modernising Education
- Regeneration
- Roads and flood defences
- Demographic change
- Modernisation
- Sustainability

Other priorities will be defined based on the Joint Risk Assessment, and service risk assessments.

Directorate Budget 2009/10

The net budget for the year for the Directorate is £30,531,899 broken down into the following service areas:



The 2009/10 budget represents an increase of 1.62% from the 2008/09 budget of £30,044,498. The main changes from the 2008/09 budget to 2009/10 are indicated in the following table:

	£000
2008/09 Budget	30,044
Inflation	944
Transfers In and Out of Settlement	403
Savings	(621)
Procurement Savings (North Wales Procurement Partnership)	(140)
Withdrawal of LABGI Funding	(98)
2009/10 Budget	30,532

Efficiencies and Further Savings

The Directorate has identified savings of £621K in order to minimise the potential impact on the level of Council Tax in 2009/10.

The table below highlights the proposed savings:

	Efficiencies £000	Further Savings £000
Further staffing reductions	202	
Rationalising car parking charges		210
Reducing levels of funding for some non statutory services within the Directorate		209
	202	419

Transfers In and Out of Settlement

Additional funding was received from the Welsh Assembly Government in respect of Landfill Tax (£250k) and School Transport (£153k).

Summary

The Directorate faces some very significant challenges in 2009/10 including the increased expectation of improved service delivery, remaining within the 2009/10 budget and achieving the efficiency savings identified.

ENVIRONMENT SUMMARY BUDGET

	Gross Expenditure £	Specific Grants £	Fees & Charges £	Other Income £	Total Income £	Net Budget £
Development Services	9,220,539	(1,724,978)	(731,197)	(2,896,815)	(5,352,990)	3,867,549
Environmental Services	17,456,354	(12,299)	(5,168,702)	(1,963,648)	(7,144,649)	10,311,705
Director & Support	1,237,248	0	0	(243,318)	(243,318)	993,930
Planning & Public Protection	4,353,673	(136,520)	(1,552,690)	(204,141)	(1,893,351)	2,460,322
Tourism, Culture & Countryside	6,019,223	(650,585)	(1,173,088)	(848,425)	(2,672,098)	3,347,125
Highways & Infrastructure	14,288,340	(1,331,712)	(2,272,198)	(1,133,162)	(4,737,072)	9,551,268
	52,575,377	(3,856,094)	(10,897,875)	(7,289,509)	(22,043,478)	30,531,899

2007/2008 Actuals £	2008/2009 Budget £	2009/2010 Budget £
------------------------------------	-----------------------------------	-----------------------------------

DEVELOPMENT SERVICES

Conservation & Implementation	84,556	89,546	91,643
ERU- Management & Support	136,689	137,101	139,893
ERU- Business Support	196,946	253,280	259,169
Marketing	183,579	98,000	2,410
Street Markets – General	333,251	326,818	331,488
Objective 1 Projects	(296,386)	(325,913)	(328,888)
Industrial Estates	272,564	238,686	226,873
Regeneration & External Funding	40,391	(21,206)	(27,405)
Coastal Facilities	1,955,796	1,975,839	2,012,269
Office Accommodation	(142,970)	(175,484)	(180,226)
Agricultural Estates	9,000	9,093	16,303
Depots	65,385	29,779	30,663
Miscellaneous Property	1,483	1,320	1,355
Allotments	346,490	331,504	338,445
County Building Group	75,425	249,239	252,804
Denbighshire Design & Development	212,832	215,054	215,474
Health & Safety	427,249	385,564	393,568
School Facilities Management Section	0	90,649	91,711
TOTAL DEVELOPMENT SERVICES	3,902,280	3,908,869	3,867,549

ENVIRONMENTAL SERVICES

Public Conveniences	321,285	332,425	336,302
Principal Roads - Street Lighting	94,189	132,759	152,949
Non Principal Roads - Street Lighting	523,107	574,433	624,962
Contract Services	472,646	470,638	482,361
Parks & Open Spaces	602,408	558,213	492,456
Cemeteries	120,768	114,392	116,157
Refuse Collection & Waste Disposal	4,847,041	5,468,699	5,831,248
Environmental Maintenance	1,339,211	1,376,642	1,377,266
Environmental Services - Management & Support	821,387	782,032	791,161
Street Lighting - Operations	0	0	(3,870)
Client Services	0	107,978	110,713
TOTAL ENVIRONMENTAL SERVICES	9,142,042	9,918,211	10,311,705

DIRECTOR AND SUPPORT

Corporate Director - Environment	284,770	415,131	271,950
Finance & Performance	622,488	709,978	721,980
TOTAL DIRECTOR AND SUPPORT	907,258	1,125,109	993,930

2007/2008	2008/2009	2009/2010
Actuals	Budget	Budget
£	£	£

PLANNING AND PUBLIC PROTECTION

Management & Support	249,805	216,607	224,003
Food Safety	116,563	215,001	221,761
Health & Safety – Enforcement	31,677	94,314	96,692
Public Health	156,915	168,885	172,826
Pollution Control	142,622	177,924	162,065
Scientific Services	83,051	79,328	81,280
Licensing	(27,002)	(11,664)	(10,502)
Trading Standards	453,429	424,542	429,771
Housing Enforcement	178,841	199,736	205,348
Renovation Grants	113,471	(20,514)	(21,079)
Renewal Services	0	0	(202)
Planning – Management & Support	209,283	358,204	355,995
Development Planning & Policy	314,539	295,232	301,348
Development Control	105,902	157,583	174,360
Building Control	(17,990)	(19,886)	(11,635)
Land Charges	74,693	(65,513)	(60,613)
Community Safety	101,768	135,148	138,904
TOTAL PLANNING AND PUBLIC PROTECTION	2,287,567	2,404,657	2,460,322

TOURISM, CULTURE & HERITAGE

Heritage	265,235	181,461	186,613
Arts	142,559	145,371	128,457
Other Culture	279,995	310,068	315,915
Education	699	1,024	1,042
Countryside - Management & Support	56,547	94,142	96,249
Warden Service	175,851	190,627	195,928
Visitor Services	79,320	37,196	38,362
Policy Plans	59,256	57,267	55,587
Woodlands & Conservation	46,824	44,183	45,479
Archaeology	33,163	35,258	36,028
Ecology	26,668	24,891	25,506
Heather & Hillforts	14	0	0
Recreation & Events	110,685	113,874	115,759
Resorts & Amenities	300,855	263,826	270,749
Ruthin Craft Centre	111,330	110,014	110,413
Royal International Pavilion	180,715	185,691	193,189
Llangollen International Eisteddfod	77,728	14,193	14,425
Pavilion Theatre	558,291	528,348	545,525
Scala Cinema	11,307	49,570	50,562
Grants	268,392	268,359	273,590
Tourism	343,180	379,964	385,724
Marketing	82,292	87,125	89,157
Countryside & Leisure Services	156,418	39,449	41,265
Tourism, Culture & Heritage	125,636	128,642	131,601
TOTAL TOURISM, CULTURE & HERITAGE	3,492,960	3,290,543	3,347,125

2007/2008	2008/2009	2009/2010
Actuals	Budget	Budget
£	£	£

HIGHWAYS AND INFRASTRUCTURE

Principal Roads - Highways Maintenance	4,850	0	0
Non Principal Road- Highways Maintenance	506,430	485,910	460,823
Traffic & Transport - Works	2,196,794	2,200,827	2,217,463
Public Transport	542,317	561,757	581,756
Head of Highways & Transport	646,136	661,217	692,507
Highways Network – Administration	115,382	91,561	93,515
Highways Works – Miscellaneous	878,517	897,108	917,523
Bridges & Engineering – Administration	124,162	136,574	140,012
Traffic & Transportation - Administration	568,112	517,964	529,399
Public Transport - Administration	44,715	56,724	57,829
Fleet Manager - Client	0	(20,500)	(21,013)
Highways Administrative Support	250,165	252,065	257,327
Major Projects Group	(148,978)	(135,900)	(142,058)
Class A Roads - Bridges & Structures	39,425	34,769	35,813
Class B Roads - Bridges & Structures	28,596	42,167	43,431
Class C Roads - Bridges & Structures	30,605	41,706	42,957
Unclassified Roads - Bridges & Structures	44,797	30,590	31,508
Footpaths	68,504	65,014	66,679
Bridleways	3,722	19,388	19,937
Byways	1,753	7,845	8,039
General Rights of Way	8,086	17,631	17,694
Coast Protection	30,437	26,683	27,243
Car Parks	(828,680)	(800,324)	(994,546)
Home to School Transport	0	2,291,085	2,512,170
Transport - Special Education Needs	0	1,529,459	1,550,631
Transport – College Pupils	0	385,519	404,629
TOTAL HIGHWAYS AND INFRASTRUCTURE	5,155,847	9,396,839	9,551,268
TOTAL ENVIRONMENT	24,887,954	30,044,498	30,531,899

SOCIAL SERVICES & HOUSING DIRECTORATE

SUMMARY FINANCIAL BUDGET

Introduction

The Directorate vision is to provide excellent services and increase good social care and housing opportunities that improve people's quality of life. The outcomes supporting this vision include:

- Improving health and wellbeing
- Promoting independence and economic wellbeing
- Safeguarding more vulnerable children and adults
- Ensure that people have equal access to services and affordable housing

Social Services

The Social Services Department seeks to make life better for vulnerable people. This will be achieved by working together with individuals, their carers and the local community to provide services which will help them feel safe, supported and as independent as possible.

The Social Services budget is split into three main departments:

- Children and Family Services
- Adult Services
- Business Support & Development

Housing

The Housing Department is responsible for housing and related services. This includes the provision and upkeep of council housing, providing services and support to homeless people and trying to maintain a supply of affordable housing within the county. The long term strategic aims of the Housing Department are to ensure that existing and future residents of Denbighshire have the opportunity to access a range of appropriate and affordable housing whether they rent or own their home.

The Housing budget is divided between services that are solely concerned with council housing (called the Housing Revenue Account – see below) and other housing related services which are reported as Non-HRA Housing.

In 2006, the council has decided to retain its housing stock and is continuing a major improvement programme that will bring all dwellings up to the Welsh Housing Quality Standard by 2012.

Budget Changes

The main change from last year's revenue budget is that demographic pressures of £0.5m have been funded within Adult Services and efficiency savings of £676k have been agreed over the Directorate.

The table below shows the changes from last year's budget to 2009/10:

	£000
2008/09 Budget	38,718
Inflation	1,225
Pressures	500
Efficiencies	(676)
2009/10 Budget	39,767

Efficiencies

The directorate was required to find efficiency savings of £676k. It is planned to achieve this by a wide range of measures summarised below:

	£000
Maximisation of continuing Healthcare funding from the NHS	400
Savings on vacant posts throughout the Directorate	100
Reconfigure elements of Adults & Children's Services	80
Freezing inflationary uplifts to voluntary sector grants	21
Procurement and other savings	75
	676

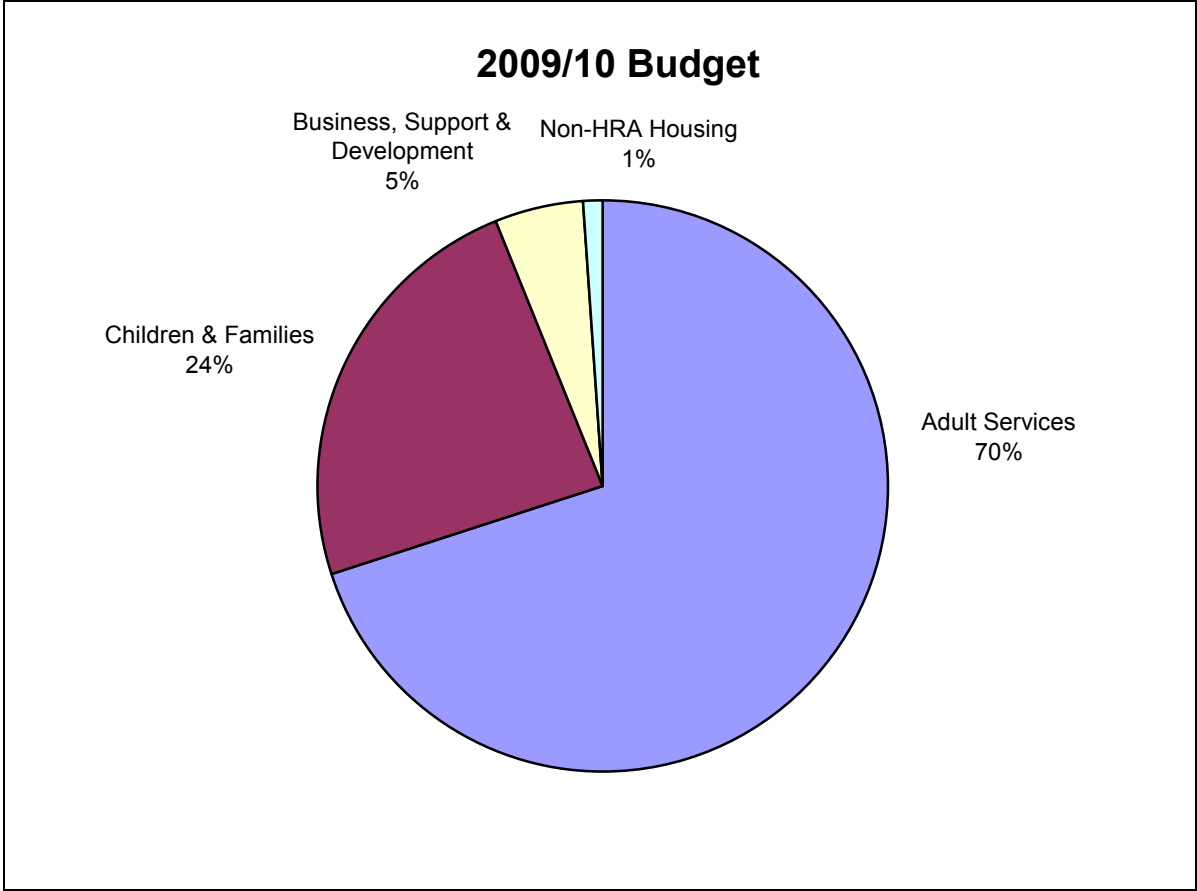
Housing Revenue Account

The council has a statutory obligation to account separately for local authority housing provision. Therefore, income of £10.9m (mostly rents) and expenditure of £10.6m (housing repairs, management and subsidy payments) associated with the provision of council housing is accounted for separately within the Housing Revenue Account (HRA). The surplus will be reinvested in the housing improvement programme.

More detailed information about the HRA and the housing capital plan is shown on page 41.

Social Services & Housing Budget Allocation 2009/10

The Directorate plans to use its funds as follows in 2009/10:



SOCIAL SERVICES AND HOUSING SUMMARY BUDGET

	Gross Expenditure £	Specific Grants £	Fees & Charges £	Other Income £	Total Income £	Net Budget £
ADULT SERVICES	41,990,718	(6,567,778)	(2,110,453)	(4,414,364)	(13,092,595)	28,898,123
BUSINESS SUPPORT & DEVELOPMENT	2,907,823	(537,966)	(436,512)	0	(974,478)	1,933,345
CHILDREN'S SERVICES	10,444,071	(1,732,588)	(25,625)	(3,075)	(1,761,288)	8,682,783
NON HRA HOUSING	1,677,182	(942,844)	(116,068)	(365,915)	(1,424,827)	252,355
TOTAL SOCIAL SERVICES & HOUSING	57,019,794	(9,781,176)	(2,688,658)	(4,783,354)	(17,253,188)	39,766,606

2007/2008 Actuals £	2008/2009 Budget £	2009/2010 Budget £
---	--	--

ADULT SERVICES

LEARNING DISABILITIES

Management Costs	79,588	133,883	136,953
Community Living Learning Disability	421,219	405,442	416,664
Protection of Vulnerable Adults/Strategic Planning Group	51,191	85,556	87,508
Work Opportunities	663,316	656,968	641,469
Social Work Care Management	311,731	346,393	354,548
Voluntary Organisations & Service Principles	146,940	115,238	117,573
Learning Disabilities – Work Opportunities	576,611	621,390	640,054
Learning Disabilities – Community Living	1,043,314	1,124,987	1,160,264
Family Support	286,602	334,945	343,639
Respite, Residential & Nursing Placements	1,978,345	1,957,358	2,016,513
Bryn y Neuadd Resettlement	597	(17,714)	(8,652)
TOTAL LEARNING DISABILITIES	5,559,454	5,764,446	5,906,533

MENTAL ILLNESS

Mental Illness Strategy	86,338	87,879	91,328
Community Mental Health Team	468,189	507,477	519,440
Mental Illness – Residential Care	171,999	202,644	208,495
Mental Illness – Day Services	208,421	153,451	158,346
Community Care – Mental Illness	1,580,532	1,556,241	1,602,605
TOTAL MENTAL ILLNESS	2,515,479	2,507,692	2,580,214

OTHER ADULT SERVICES

Community Development	195,341	184,162	188,011
Intake – North Direct Payments	112,065	63,551	65,458
Health & Social Care Well-being	11,102	2,316	3,463
Carer's Grant	33,830	0	0
Out of Hours – Adults	54,829	105,176	107,635
Flexible Community Care Schemes	54,145	145,990	550,396
Care Capacity Grant	430	0	0
Cefndy Enterprises	386,139	152,955	227,630
TOTAL OTHER ADULT SERVICES	847,881	654,150	1,142,593

2007/2008 Actuals £	2008/2009 Budget £	2009/2010 Budget £
------------------------------------	-----------------------------------	-----------------------------------

OLDER PEOPLE

Elderly - Residential Services	2,082,583	2,033,467	2,046,389
Day Centres for the Elderly	478,598	509,586	522,715
Home Care	685,227	893,723	912,690
Meals Service	989	17,568	17,804
Luncheon Clubs	187	803	781
Cornerstone Project	1,856	2,109	2,155
North Denbighshire Rehabilitation Project	188	0	0
Intake, Assessment & Care Management	1,533,239	1,740,745	1,783,165
Community Care Older People - North	5,755,051	6,064,530	6,012,849
Community Care Older People - South	2,436,132	2,564,499	2,643,448
Delayed Transfer Of Grant	137,577	356,229	362,364
Voluntary Organisations – South	182,317	200,336	204,343
Reablement	202,688	133,616	119,460
TOTAL OLDER PEOPLE	13,496,632	14,517,211	14,628,163

PHYSICAL DISABILITY SENSORY IMPAIRMENT

Physical Disability	2,625	7,232	7,411
Disability Equipment Stores	120,586	155,563	158,781
Community Living	5	0	0
Community Care PDSI (North)	695,086	600,208	618,213
Social Work (Care Management) (South)	542,667	695,003	711,764
Community Care PDSI (South)	231,229	145,208	149,564
Visual Impairment (County)	10,354	16,836	16,836
Hearing Impairment (County)	8,367	7,823	7,823
Drugs & Alcohol	55,393	44,965	46,314
Occupational Therapy	627,360	636,972	650,338
Voluntary Organisations PDSI	82,107	78,610	80,182
Direct Payments - South	44,209	46,415	47,807
TOTAL PHYSICAL DISABILITY SENSORY IMPAIRM'T	2,419,988	2,434,835	2,495,033

PERFORMANCE MANAGEMENT & COMMISSIONING

Adult Services – Community & Inter Care	1,760,692	1,867,005	1,912,398
Welfare Rights	234,353	199,455	192,279
TOTAL PERFORMANCE MGT & COMMISSIONING	1,995,045	2,066,460	2,104,677

SUPPORTING PEOPLE

Supporting People	34,458	13,364	40,910
TOTAL SUPPORTING PEOPLE	34,458	13,364	40,910

TOTAL ADULT SERVICES	26,868,937	27,958,158	28,898,123
-----------------------------	-------------------	-------------------	-------------------

2007/2008 Actuals £	2008/2009 Budget £	2009/2010 Budget £
------------------------------------	-----------------------------------	-----------------------------------

BUSINESS SUPPORT & DEVELOPMENT

Business Support & Development	610,422	533,799	542,494
External Funding	367,769	369,676	356,069
Training	427,305	491,970	500,240
Registration & Inspection	23	0	0
Directorate Costs	583,031	476,785	486,089
TOTAL BUSINESS SUPPORT & DEVELOPMENT	1,988,550	1,872,230	1,884,892

SENIOR MANAGEMENT

Older People Direct Payments	50,621	17,335	17,855
Professional Support	(490,141)	32,739	30,598
TOTAL SENIOR MANAGEMENT	(439,520)	50,074	48,453

TOTAL BUSINESS SUPPORT & DEVELOPMENT

1,549,030	1,922,304	1,933,345
------------------	------------------	------------------

CHILDREN & FAMILIES

CHILDREN'S GRANTS

Cymorth / Genesis Grant	(3,813)	62,447	103,609
TOTAL CHILDREN'S GRANTS	(3,813)	62,447	103,609

COMMISSIONING, PLANNING & PERFORMANCE

Voluntary Organisations	56,885	41,800	42,536
Performance & Management Support	817,856	926,132	972,578
TOTAL COMMISS. PLANNING & PERFORMANCE	874,741	967,932	1,015,114

OPERATIONAL SERVICES

Child Care Social Work	1,644,191	1,734,551	1,775,913
Children First Programme	318,144	210,902	216,124
Prevention / Support (Sec.17) Day Care	43,637	55,498	56,914
Out of Hours	68,552	106,828	109,444
TOTAL OPERATIONAL SERVICES	2,074,524	2,107,779	2,158,395

RESOURCES & SPECIALIST SERVICES

Prevention / Support (Sec.17) Day Care	3,511	10,078	10,366
Child Care Staffing	1,098,486	1,110,809	1,137,168
Fostering	1,110,635	1,279,147	1,316,156
Adoption	87,096	136,410	140,079
Family Centres / NCH Projects	726,268	852,017	875,832
Family Support – CWD	274,413	304,180	312,375
Care Leavers	170,003	211,748	218,025
TOTAL RESOURCES & SPECIALIST SERVICES	3,470,412	3,904,389	4,010,001

2007/2008 Actuals £	2008/2009 Budget £	2009/2010 Budget £
------------------------------------	-----------------------------------	-----------------------------------

SPECIALIST DEPARTMENT RESOURCES

Residential - Out of County	1,925,235	1,551,442	1,395,664
TOTAL SPECIALIST DEPARTMENT RESOURCES	1,925,235	1,551,442	1,395,664

TOTAL CHILDREN'S SERVICES	8,341,099	8,593,989	8,682,783
----------------------------------	------------------	------------------	------------------

HOUSING SERVICES

P.S.H. Homelessness / Non HRA	281,739	175,937	178,760
P.S.H. Welfare Housing / Non HRA	(46,224)	(2,562)	404
Piper Lifeline Telephones	(75,956)	(69,072)	(70,421)
Housing Strategy	151,999	140,519	143,612
TOTAL HOUSING SERVICES	311,558	244,822	252,355

TOTAL HOUSING SERVICES	311,558	244,822	252,355
-------------------------------	----------------	----------------	----------------

TOTAL SOCIAL SERVICES & HOUSING	37,070,624	38,719,273	39,766,606
--	-------------------	-------------------	-------------------

RESOURCES DIRECTORATE, COUNTY CLERK'S & CORPORATE SUMMARY FINANCIAL BUDGET

Introduction

The Resources directorate comprises six services; Finance, Internal Audit, Human Resources (HR), Information Communication & Technology (ICT), Customer Care and the Strategic Policy Unit.

County Clerk's includes Committee Administration, Legal, Registrars and Translation.

Corporate comprises Members, Elections, Chief Executive, Coroners and Corporate items, plus Housing & Council Tax Benefits.

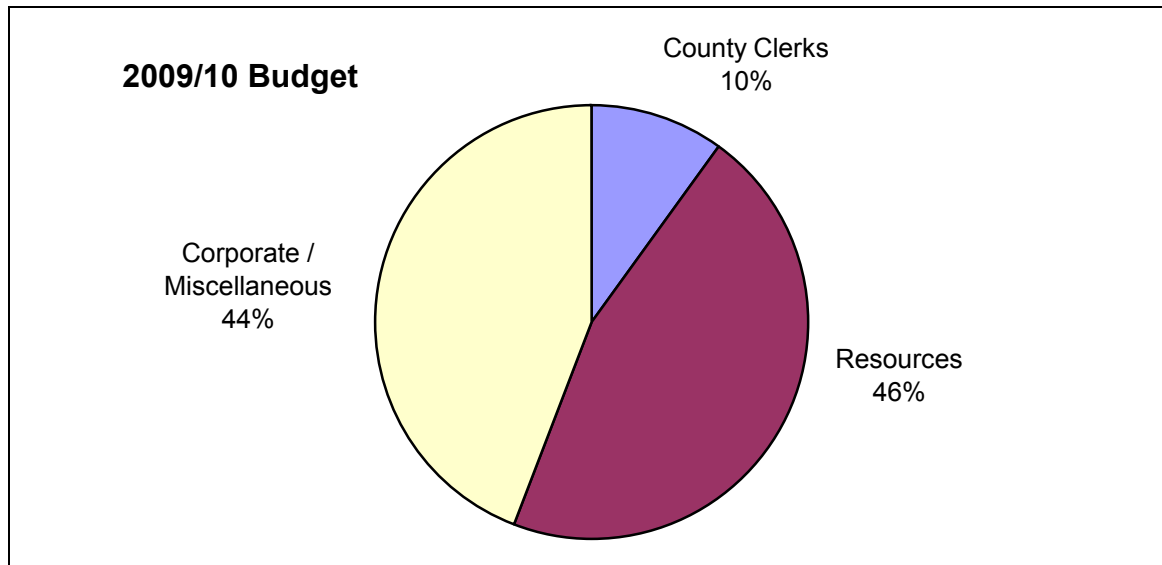
Key Priorities

Resources Directorate have the following priorities for the years 2009 – 2011:

- Continue to build on the success of the Corporate Customer Service Centre.
- Rollout of the new e:procurement system, which will advocate greater use of corporate contracts resulting in lower processing and transaction costs.
- Development of an Electronic Document Management system. This system will make it easier for staff to work from home and will provide efficiencies both in improving processing times and reducing photocopying costs.
- Managing the impact of the national Single Status agreement.
- The potential impact of the review of support services.

Directorate Budget 2009/10

The budget for these services for the year is £15,965,618 broken down into the following areas:



The 2009/10 budget represents an increase of 7.20% from last year. The main changes from the 2008/09 budget to this year are indicated in the following table:

	£000
2008/09 Budget	14,893
Inflation & other committed increases	503
Further service pressures	1,330
Targeted efficiency savings	(377)
Other Transfers	187
Transfer to General Balances	(570)
2009/10 Budget	15,966

Efficiencies

The target for efficiency savings for the year is £377,000. This will be achieved primarily in the following areas:

- Implementation of an Agency staffing procurement project.
- Vacancy control and travel savings through smarter working practices including staff restructure and retirement.
- Contract negotiation on voice calls
- Review provision of cash offices via the introduction of cash payment kiosks

Planned Projects

Over the coming twelve months the Directorate will be involved in supporting the Council's achievement of one of its strategic aims – Bringing the Council closer to the Community by meeting the objectives in the following programmes:

- **Customer Care** – via the development of Customer Access Channels and implementation of the new complaints policy.
- **Information Management** – via implementation of the Government Connect Secure Exchange system (GCSx) which is an encrypted network which facilitates the secure transfer of information from one public sector organisation to another.
- **Financial and Business Planning** – via the implementation of Collaborative Planning software for Management Accountancy.
- **Project Management** – via maintenance of the Corporate Project Register and production of a Project Management Handbook and associated guidance.
- **Risk Management & Assurance** – by developing an assurance framework to meet the requirements of the new Governance Assurance Statement.
- **Human Resource Management** – to review the human resource structure as part of the Support Services review.
- **Collaboration & Partnership Working** – via the identification of joint working opportunities with other North Wales Authorities.
- **Supporting the Democratic Process** – by continuing to develop the work of Scrutiny with particular reference to the Estyn Action Plan and by reviewing the Corporate Governance Committee terms of reference.

Capital Financing

The County Council funds a significant proportion of its capital expenditure through borrowing. Capital financing includes the cost of annual interest and principal debt repayments and interest earned from investments, along with the costs of managing the Council's debt portfolio.

Prudential borrowing was introduced as part of the Local Government Act 2003 and came into effect on the 1st of April 2004. This system provides a new integrated approach to Capital Investment decision making with the Council having to ensure that it sets and monitors a number of prudential indicators that control the amount and type of borrowing it can undertake.

Precepts and Levies

Apart from collecting its own Council Tax, the County Council also collects monies on behalf of Community Councils. This is known as a precept. The Council also has a statutory duty to pay levies to North Wales Fire and Rescue Authorities and the North Western and North Wales Sea Fisheries Committee.

RESOURCES DIRECTORATE, COUNTY CLERKS & CORPORATE BUDGET SUMMARY

	Gross Expenditure £	Specific Grants £	Fees & Charges £	Other Income £	Total Income £	Net Budget £
COUNTY CLERKS	2,066,241	(5,602)	(208,159)	(198,903)	(412,664)	1,653,577
CORPORATE / MISCELLANEOUS	33,212,236	(26,154,213)	0	(320,771)	(26,474,984)	6,737,252
RESOURCES	10,851,066	(1,021,212)	(562,533)	(1,692,532)	(3,276,277)	7,574,789
RESOURCES, COUNTY CLERKS & CORPORATE	46,129,543	(27,181,027)	(770,692)	(2,212,206)	(30,163,925)	15,965,618
CAPITAL FINANCING	11,540,989			(500,000)	(500,000)	11,040,989
LEVIES	4,503,727					4,503,727
CONTRIBUTION TO BALANCES	570,000					570,000
TOTAL	62,744,259	(27,181,027)	(770,692)	(2,712,206)	(30,663,925)	32,080,334

2007/2008	2008/2009	2009/2010
Actuals	Budget	Budget
£	£	£

COUNTY CLERKS

Management & Support	8,717	9,774	9,774
Committee Administration	488,503	492,523	503,266
County Solicitors	700,761	734,234	801,336
Civics	17,477	22,664	22,664
Translation	104,076	111,115	112,151
Registrar - Births/Deaths/Marriages	54,567	65,607	66,972
Registration of Electors	112,194	136,102	137,414
COUNTY CLERKS	1,486,295	1,572,019	1,653,577

CORPORATE

Members	940,748	963,493	1,011,514
Corporate Items including Audit Fees, Bank Charges & Other Contributions	626,956	1,276,140	1,214,105
Elections	31,164	27,755	28,047
Translation	71,379	0	0
Corporate Development Costs	0	4,836	27,863
Supplementary Pension Costs	1,468,632	1,283,272	1,371,770
Single Status Reserve & Other	2,335,130	1,703,405	2,705,986
Council Tax Benefits	(82,197)	0	0
P.S.H. – Housing Benefits	9,190	(37,416)	0
Coroners	246,471	202,387	208,529
Chief Executive – Secretariat	152,479	165,854	169,438
CORPORATE	5,799,952	5,589,726	6,737,252

2007/2008	2008/2009	2009/2010
Actuals	Budget	Budget
£	£	£

RESOURCES

Customer Care	488,098	657,730	626,746
Director & Support	246,007	262,814	244,553
Accountancy	1,049,271	1,206,307	1,194,993
Strategic Policy Unit	419,572	390,566	399,662
Audit	347,122	357,243	330,347
Exchequer	594,137	629,245	645,953
Revenues	264,369	435,192	434,674
Cost of Collection	484,032	536,621	546,686
ICT Management	188,111	137,972	140,883
Business Solutions	487,773	546,322	558,687
Service Delivery Support	903,797	1,162,704	1,202,151
Business Consultancy	133,987	193,521	198,137
Business Process Management	16,422	(4,658)	(4,371)
Voice	0	937	948
SLA & Recharges	(192,293)	(270,400)	(277,160)
ICT Infrastructure	96,013	99,162	99,162
Management & Support	104,529	122,041	84,796
Training	259,205	225,136	201,465
Occupational Health	128,633	81,156	74,415
Employee Resources & Relations	434,192	654,800	484,377
Unison	23,655	21,674	22,212
Health & Safety	159,906	121,322	173,023
Trainees	65,107	88,296	90,490
Project Management Team	26,229	75,159	101,960
TOTAL RESOURCES	6,727,874	7,730,862	7,574,789

TOTAL RESOURCES, COUNTY CLERKS & CORPORATE

14,014,121	14,892,607	15,965,618
-------------------	-------------------	-------------------

Denbighshire County Council - Capital Plan 2009/10 - 2011/12

Capital Funding:		2009/10 £000s	2010/11 £000s	2011/12 £000s
1	General Funding:			
	Unhypothecated Supported Borrowing	7,254	5,884	5,884
	General Capital Grant	3,132	2,017	1,961
	General Capital Receipts	523	0	0
	Earmarked Capital Receipts	798	0	0
		11,707	7,901	7,845
2	Prudential Borrowing	5,315	269	269
3	Reserves and Contributions	959	0	0
4	Specific Grants	4,631	488	0
	Total Finance	22,612	8,658	8,114
	Total Estimated Payments	(21,762)	(6,813)	(6,269)
	Contingency	(850)	(1,000)	(1,000)
	Unallocated Reserve	0	0	0
	Surplus / (Insufficient) Resources	0	845	845

Denbighshire County Council - Capital Plan 2009/10 - 2011/12

Capital Expenditure By Directorate	2009/10	2010/11	2011/12
	Estimated programme	Estimated programme	Estimated programme
	£000	£000	£000
Environment	15,002	4,889	4,345
Lifelong Learning	5,179	1,480	1,480
Resources	1,162	269	269
Social Services and Housing	419	175	175
Total	21,762	6,813	6,269

Capital Expenditure by Council Priority	2009/10	2010/11	2011/12
	Estimated programme	Estimated programme	Estimated programme
	£000	£000	£000
Modernising Education	3,401	1,150	1,150
Roads and Flood Defence	6,306	800	800
Regeneration	1,832	165	165
Responding to Demographic Change			
Total	11,539	2,115	2,115

As part of the 09/10 revenue budget, the Council agreed to fund the borrowing costs of additional Prudential Borrowing; £4m was allocated to Highways schemes.

HOUSING REVENUE ACCOUNT (HRA) & HOUSING CAPITAL PLAN

SUMMARY BUDGET 2009/10

Introduction

At its meeting on 17th February 2009, Cabinet adopted the revenue budget and capital plan for the Housing Revenue Account. By adopting the budget, rent increases for dwellings and garages were agreed in accordance with rent setting policy with effect from 6th April 2009.

Housing Revenue Budget

The 2009/10 HRA budget adopted by Cabinet is shown as Appendix 1 and has been calculated on the following bases:

- General inflation assumed to be 3%;
- Known pay award and salary increments (where due) have been included;
- Estimated Right to Buy (RTB) council house sales;
- HRA Subsidy Determinations have been applied and it is estimated that the HRA Subsidy payment to the Welsh Assembly Government will total £2.8m;
- Average rent increases of 5.3% have been applied to council dwellings and 3% for garages.

Housing Capital Plan

The Council has opted to retain its housing stock and must ensure that the housing stock is in good enough condition to achieve the Welsh Housing Quality Standards by 2012. To do this, a major improvement programme is underway in accordance with the Housing Stock Business Plan. The total planned capital expenditure for 2009/10 is £8.083m and the detailed capital plan is shown as Appendix 2.

The Business Plan requires that additional borrowing (not supported by the Housing Revenue Subsidy) of £5.683m is undertaken in 2009/10 under the Prudential Code of Borrowing to part finance the capital works. The remainder will be financed by a government grant (the Major Repairs Allowance) of £2.4m.

The programme is based on priorities agreed with tenants following extensive consultation. During 2009/10, over 800 properties will be included in the major improvement contract.

Housing Revenue Account Revenue Budget 2009/10

2007/08 Actual Outturn £		2008/09		2009/10
		Original Budget £	Forecast Out-turn £	Proposed Budget £
	<u>EXPENDITURE</u>			
1,609,150	Supervision & Management - General	1,563,283	1,723,100	1,771,215
251,603	Supervision & Management - Special	268,573	270,218	278,325
145,498	Welfare Services	142,552	142,437	146,710
306,194	Homelessness - Leased Properties	402,000	381,454	386,000
2,576,310	Repairs and Maintenance	2,640,199	2,606,075	2,696,000
4,888,755	Total Housing Management	5,016,607	5,123,284	5,278,250
1,448,188	Item 8 Capital Charges	1,881,000	1,998,334	2,247,000
0	C.E.R.A.	3,500,000	3,000,000	
0	Rent Rebate Subsidy Limitation	140,000	125,000	240,000
2,826,904	Subsidy	2,413,000	2,894,299	2,811,000
12,513	Provision for Bad Debts	25,000	25,000	25,750
9,176,360	Total Expenditure	12,975,607	13,165,917	10,602,000
	<u>INCOME</u>			
9,570,607	Rents (net of voids)	9,924,222	9,951,559	10,435,000
189,918	Leased Rents	236,808	237,464	281,000
143,453	Garages	150,592	139,381	151,065
199,587	Interest on Balances & RTB Mortgages	95,000	121,430	28,000
10,103,565	Total Income	10,406,982	10,449,834	10,895,065
	Surplus / (Deficit) for the Year			
927,205	General Balances	931,375	283,917	293,065
0	CERA	(3,500,000)	(3,000,000)	
2,779,531	Balance as at start of year ~ General	3,706,736	3,706,736	990,653
3,706,736	Balance as at end of year ~ General	1,138,111	990,653	1,283,718

Housing Capital Plan 2009/10

Estate	No.	Cost per Dwelling	Total
<i>Group 1</i>			
Various Estates, Rhyl	69	14,000	966,000
	222	7,000	1,554,000
<i>Group 2</i>			
Various Estates, North	52	14,000	728,000
	200	7,000	1,400,000
<i>Group 3</i>			
Various Estates, South	105	14,000	
	105	7,000	2,205,000
Disabled Adaptations	80	5,000	400,000
Environmental Improvements	10	40,000	400,000
Contingencies			430,000
Total Expenditure			8,083,000
Financed By:			
Major Repairs Allowance			2,400,000
Useable Capital Receipts			0
CERA			0
Prudential Borrowing			5,683,000
			8,083,000